



Monthly Report –November 2022

# FAIRFIELD POLICE DEPARTMENT



**Chief Robert Kalamaras**

**Fairfield Police Department**

**[www.fpdct.com](http://www.fpdct.com)**



## **Section 1: Bureau / Division Reports**

**Field Services Bureau / Noteworthy Police Work / Community Events**

**Retirements/Resignations/promotions**

**Assignments**

**Bureau Reports**

## **Section 2: Statistical Activity Summary**

**Calls for Service Totals**

**Motor Vehicle Activity**

**Criminal Arrest Summary**

**Calls for Service Breakdown Report**

**Parking Ticket Summary**

**Statistical Activity Summary**

---

**Field Services Bureau / Noteworthy Work / Community Events**

On November 1<sup>st</sup> a job announcement was made regarding our first ever LICENSED CLINICAL SOCIAL WORKER to work with the Fairfield Police Department. The LCSW will work under the supervision of the Field Services Bureau Commander with a goal of addressing the areas of mental health and addiction services. The main objective is to increase consumer access to timely mental health and/or addiction intervention, thus providing more complete and thorough responses and resolutions to behavioral health calls for service. The long-term, positive collateral effects include, but are not limited to a decrease in the frequency and intensity of behavioral incidents, decrease recidivism by repeat consumers, minimize potential for injury to all involved or by-standing parties, minimize Use of Force incidents and the inherent potential negative effects of such, and minimize potential for agency and town liability.

FAIRFIELD POLICE DEPARTMENT

**WE ARE HIRING**

**LICENSED CLINICAL  
SOCIAL WORKER**

APPLY TODAY AT  
[www.fairfieldct.org/hr](http://www.fairfieldct.org/hr)

THE TOWN OF FAIRFIELD IS AN EQUAL OPPORTUNITY EMPLOYER

The Fairfield Police Foundation and the Town of Fairfield coordinated a fundraising effort to support the Bristol Police Department and their families.

**\$5,732.70 was raised for Bristol**



Police Chief Kalamaras and Fire Chief McCarthy except a check from Colony Grill Owners Ken Martin, Paul Coniglio and Cody Lee from the proceeds of this year's 11<sup>th</sup> Annual Hot Oil 5K on November 13<sup>th</sup> 2022.



Kudos to Sgt. Mike Stahl who Coordinated the fundraising efforts for NO Shave November for the Fairfield Police Department. We raised \$2,160 to help benefit the CT Cancer Foundation



**Fairfield Police Department**  
**No Shave CT**  
**2022**  
*Benefiting the CT Cancer Foundation*  
[www.fpdct.com/noshave](http://www.fpdct.com/noshave)

**Our 2022 No Shave CT Ambassadors**

				
<b>Anthony</b> 2 Years Old From Bristol	<b>Camila</b> 2 Years Old From Greenwich	<b>Bryson</b> 5 Years Old From Meriden	<b>Paisley</b> 7 Years Old From Westbrook	<b>Brandon</b> 13 Years Old From Danbury

*2022 Holiday*  
**Toy Drive**

Collecting  
11/25/22 - 12/16/22



Delivering  
12/17/22



*Fairfield Police Department*

The Fairfield Police Toy Drive runs until Friday, December 16, 2022. Toys will be delivered to the Bridgeport location of the Central Connecticut Coast YMCA on Saturday, December 17, 2022 and distributed to children and families in need.

It is with a heavy heart that the Fairfield Police Department announces the passing of our beloved K9 Ruger after suffering from an acute medical condition. Ruger and his partner, Officer Kevin Wells, were a dedicated team who served the Town of Fairfield from 2011-2016. Over the years, Ruger participated in countless searches, drug interdiction operations, and community events that have all contributed to the safety and well-being of the Town of Fairfield. For that, we will be forever grateful for his service.



**Retirements/Resignations**

**Transfers/Reassignments/Promotions/New Hires**

## Special Services Bureau

<i>Traffic Safety Unit</i>	Jan	Feb	Mar	Apr	May	Jun	Jul	Aug	Sep	Oct	Nov	Dec
<i>Traffic Stops</i>	371	390	405	362	108	89	180	150	118	293	233	
<i>Infractions Issued</i>	239	256	250	254	73	54	101	90	58	249	108	
<i>Misdemeanor Summons</i>	4	9	0	7	2	0	3	3	0	4	8	
<i>Accidents Investigated</i>	34	28	28	28	32	27	16	14	21	25	20	
<i>Child Seat Installations</i>	12	9	10	9	10	12	10	4	68	8	6	
<i>DUI Arrests</i>	4	1	2	2	2	1	0	3	0	2	2	

Colony Grill Hot Oil 5K and Thanksgiving Day Race

Installation of two Traffic Logix Speed Signs (Villa Ave and Mill Plain Rd)

FY23 Fall Wave 62 Click it or Ticket Seatbelt 3-Day Campaign

<i>Traffic Crash Unit</i>	Jan	Feb	Mar	Apr	May	Jun	Jul	Aug	Sep	Oct	Nov	Dec
<i>Accidents Investigated</i>	67	54	76	80	66	59	83	58	71	87	86	
<i>Accidents with Injuries</i>	5	10	6	9	9	8	9	10	3	5	8	
<i>Search Warrants</i>	0	5	2	0	1	2	0	5	1	2	3	
<i>Arrest Warrants</i>	0	4	3	2	0	2	1	1	0	1	2	
<i>Misdemeanor Summons</i>	6	1	6	7	1	1	3	1	2	1	5	
<i>Infractions Issued</i>	23	26	30	46	16	26	26	16	15	61	17	
<i>Fatalities</i>	1	1	3	2	2	*1	0	1	0	0	0	

<i>Animal Control</i>	Jan	Feb	Mar	Apr	May	Jun	Jul	Aug	Sep	Oct	Nov	Dec
<i>Complaints</i>	65	56	66	75	94	88	88	65	73	87	55	
<i>Wildlife Complaints</i>	22	22	24	27	43	37	39	31	39	52	19	
<i>Animals Tested for Rabies</i>	1	1	1	1	0	0	2	4	0	0	1	
<i>Animals Positive / Rabies</i>	0	0	0	0	0	0	0	0	0	0	0	
<i>Animal Bites</i>	2	0	4	1	4	4	3	2	1	2	2	
<i>Written Warnings</i>	2	3	6	8	7	5	6	4	4	4	4	
<i>Infractions</i>	0	4	1	2	2	1	2	1	1	2	0	
<i>Misdemeanors</i>	0	0	1	0	0	0	0	1	0	0	0	

Animals impounded: 8 total .....6 dogs, 2 cats

- Part/Time ACO Interviews to fulfill third P/T ACO position

**On 11/14/22 a \$50,000.00 ACO Donation was received in honor of the late Mr. Dominick D'Agostino in reference to the actions taken by ACO Miller on 4/22/2022**



### Traffic Enforcement Targeted Area

- Round Hill Road @ Barlow Road
- Villa Avenue @ Lewis Drive
- Congress Street
- Black Rock Turnpike at Baros Street
- Morehouse Highway @ Bulkley Drive
- Melville Avenue
- Hulls Farm Road @ Jessica Lane
- Post Road @ Sasco Hill Road
- Valley Road @ Livingston Street
- Pansy Road @ Brookside Drive
- Mill Plain Road @ Lakeside Drive
- Galloping Hill Road @ Wyncum Valley Road

<i>Marine Unit</i>	April	May	JUN	JUL	AUG	SEPT	OCT	NOV
<i>Complaints</i>	NA	20	36	30	37	27	31	7
<i>Boats Towed</i>	NA	4	4	3	4	3	4	3
<i>Written Warnings</i>	NA	0	0	0	0	0	0	
<i>Arrests</i>	NA	0	0	0	0	0	0	
<i>Safety Inspections</i>	NA	1	2	9	0	0	3	
<i>Total Calls For Service</i>	NA	20	36	30	37	27	31	
<i>Hours Underway</i>	NA	50	120	204	220	210	130	30
<i>Community Events</i>	NA	2	4	1	3	1	1	
<i>Location Checks</i>	NA	3	10	40	51	22	19	7
<i>Fatalities</i>	NA	0	0	0	0	0	0	

### Administrative Services Bureau

#### Training

- Fall Firearms Outside Range Pistol and Rifle Qualification
- November ESU Training
- SRO Comprehensive School Threat Assessment Guideline
- DB NEOA Regional Criminal Investigation
- Marine TSA Exercise Bridgeport Ferry

- Firearms (New User Rifle)
- Traffic Incident Management
- K9 Training (new officer)
- ESU Sniper Training
- Developing First Line Supervisors (EXE)
- EMR Refresher
- Hostage Negotiation Conference
- Marine Dive Team

## Emergency Communication Center \ Noteworthy Work

### Emergency Communications Center Call Statistics

	Jan	Feb	Mar	Apr	May	June	July	Aug	Sep	Oct	Nov	Dec
<i>Total Incoming Calls</i>	8,163	6,937	8,293	7,751	8,723	9,020	8782	8771	8970	8353	8022	
<i>Total 911 Calls</i>	1772	1,578	1,779	1,722	1,814	1,856	1841	1811	1913	1720	1727	
<i>Total Outgoing Calls</i>	2,345	1,886	2,243	2,175	2,307	2,509	2228	2332	2423	2287	2256	
<i>Total CSFs Processed</i>	4,044	3,910	4,344	3,552	3,813	3,529	3885	3872	4170	4388	4045	
<i>% 911 Calls Under 10 Sec</i>	95.26	96.08%	94.75%	95.12%	95.53	95.33	94.19	96.8	96.08	95.76	96.93	

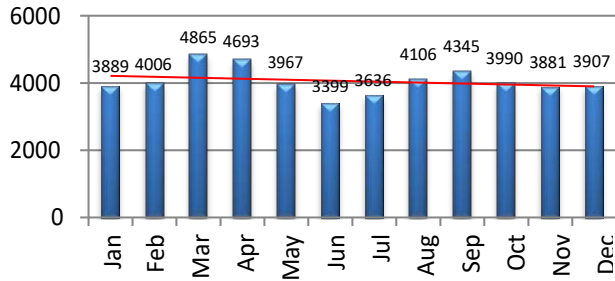
### Section 3: Statistical Activity Summary

#### TOTAL CALLS FOR SERVICE

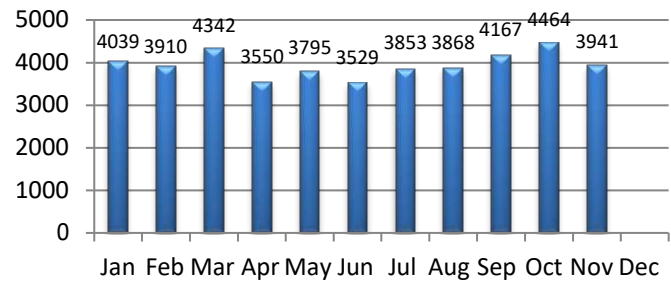
Calls for Service	Jan	Feb	Mar	Apr	May	Jun	Jul	Aug	Sep	Oct	Nov	Dec	YTD
2021	3889	4006	4865	4693	3967	3399	3636	4106	4345	3990	3881	3907	48,684
<b>2022</b>	<b>4039</b>	<b>3910</b>	<b>4342</b>	<b>3550</b>	<b>3795</b>	<b>3529</b>	<b>3853</b>	<b>3868</b>	<b>4167</b>	<b>4464</b>	<b>3941</b>		<b>43,458</b>

Note: Includes miscellaneous calls that may not be listed under the call analysis section

Calls For Service - 2021



Calls for Service - 2022

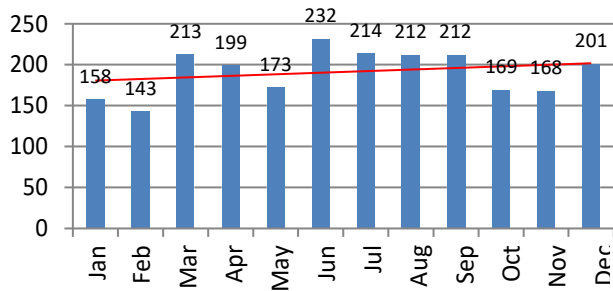


#### ALARM RESPONSE SUMMARY

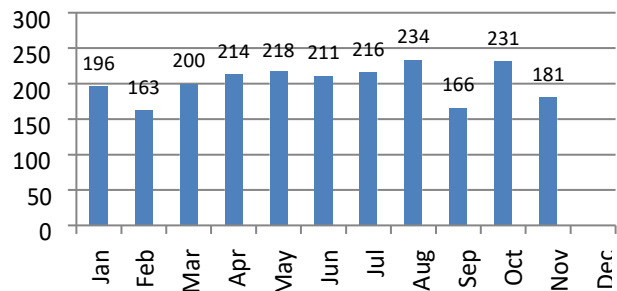
Total Alarms	Jan	Feb	Mar	Apr	May	Jun	Jul	Aug	Sep	Oct	Nov	Dec	YTD
2021	158	143	213	199	173	232	214	212	212	169	168	201	2,294
<b>2022</b>	<b>196</b>	<b>163</b>	<b>200</b>	<b>214</b>	<b>218</b>	<b>211</b>	<b>216</b>	<b>234</b>	<b>166</b>	<b>231</b>	<b>181</b>		<b>2,230</b>

False Alarms	Jan	Feb	Mar	Apr	May	Jun	Jul	Aug	Sep	Oct	Nov	Dec	YTD
2021	158	143	211	199	173	231	214	212	212	169	168	201	2,291
<b>2022</b>	<b>196</b>	<b>163</b>	<b>200</b>	<b>214</b>	<b>218</b>	<b>211</b>	<b>216</b>	<b>208</b>	<b>136</b>	<b>208</b>	<b>152</b>		<b>2,122</b>

Alarms - 2021



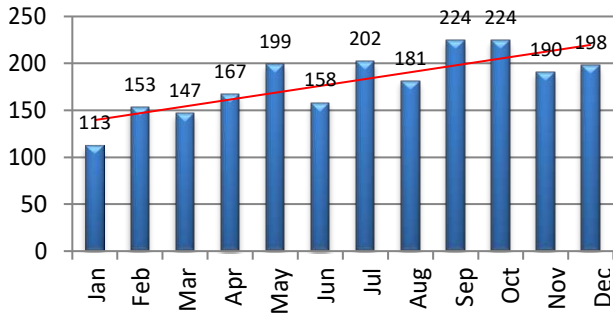
Alarms - 2022



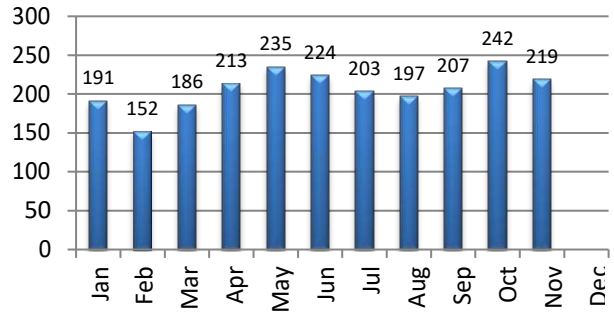
## MOTOR VEHICLE ACTIVITY

MV Accidents	Jan	Feb	Mar	Apr	May	Jun	Jul	Aug	Sep	Oct	Nov	Dec	YTD
2021	113	153	147	167	199	158	202	181	224	224	190	198	2,156
2022	191	152	186	213	235	224	203	197	207	242	219		2,269

**Motor Vehicle Accidents - 2021**



**Motor Vehicle Accidents - 2022**



MV Enforcement	Jan	Feb	Mar	Apr	May	Jun	Jul	Aug	Sep	Oct	Nov	Dec	YTD
Warning-2021	458	374	560	396	249	177	183	319	212	179	279	217	3,603
2022	211	225	279	123	136	114	155	184	209	379	404		2,419

Infractions-2021	71	134	270	520	155	95	246	367	171	267	223	150	2,669
2022	239	258	258	225	87	55	109	119	85	273	136		1,844

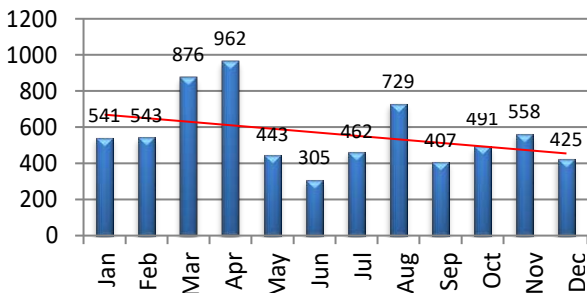
Misdemeanor-2021	8	24	38	34	31	28	25	36	17	35	42	41	359
2022	40	35	23	22	10	12	15	28	45	29	45		304

Custodial - 2021	3	3	8	5	8	5	4	2	2	3	8	10	61
2022	6	6	8	6	9	5	2	5	12	18	20		97

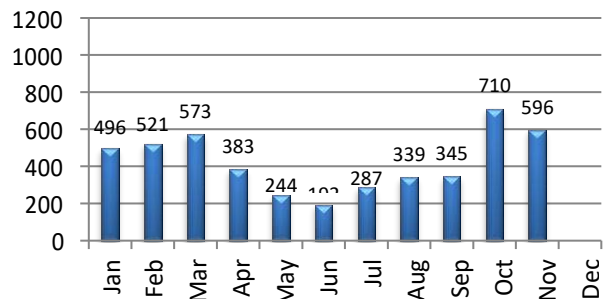
DUI Arrests - 2021	2	6	9	14	10	2	6	5	5	3	2	8	72
2022	5	1	10	3	7	4	7	6	2	4	11		60

MV Contacts - 2021	541	543	876	962	443	305	462	729	407	491	558	425	6,742
2022	496	521	573	383	244	192	287	339	345	710	596		4,686

**MV Contacts - 2021**



**MV Contacts - 2022**



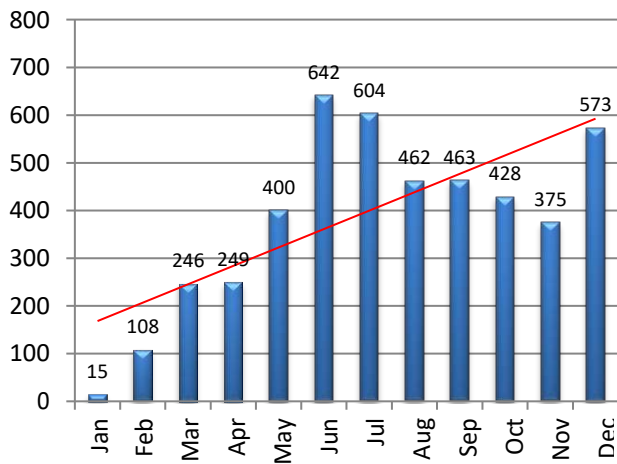
<b>MV Enforcement: Type</b>	Jan	Feb	Mar	Apr	May	Jun	Jul	Aug	Sep	Oct	Nov	Dec	YTD
Speeding Violations	193	209	207	70	49	48	84	85	50	54	76		1125
Seatbelt Violations	0	0	0	0	0	0	1	0	0	1	20		22
Registration Violations	51	41	32	29	13	12	20	43	42	37	43		363
License Violations	19	18	15	19	14	14	8	22	20	21	26		196
Distracted Driving	9	6	3	140	13	1	2	6	4	202	12		398
Suspended Licence	12	9	11	8	9	7	3	12	16	13	16		116
Stop Sign Violations	111	128	135	50	103	56	98	25	17	14	17		754
Traffic Light Violation	15	20	26	19	9	19	17	5	8	6	13		157

The above incidents are a overview of common violations. These statistics are not the only motor vehicle enforcement actions taken. The above show top 6 violations for the month.

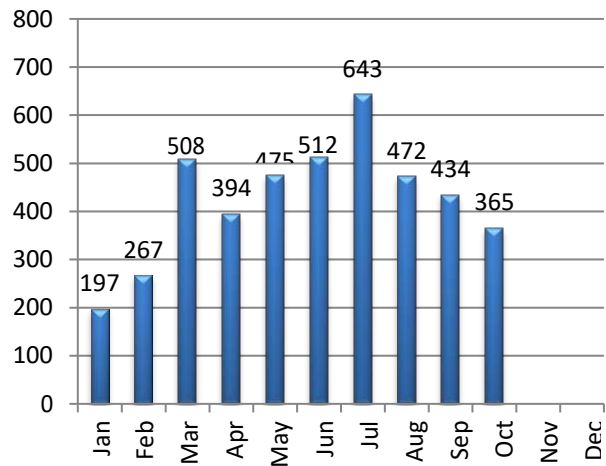
### PARKING TICKET SUMMARY

<b>Total Issued</b>	Jan	Feb	Mar	Apr	May	Jun	Jul	Aug	Sep	Oct	Nov	Dec	YTD
2021	15	108	246	249	400	642	604	462	463	428	375	573	4565
2022	197	267	508	394	475	512	643	472	434	365	358		4267

**Parking Tags Issued 2021**



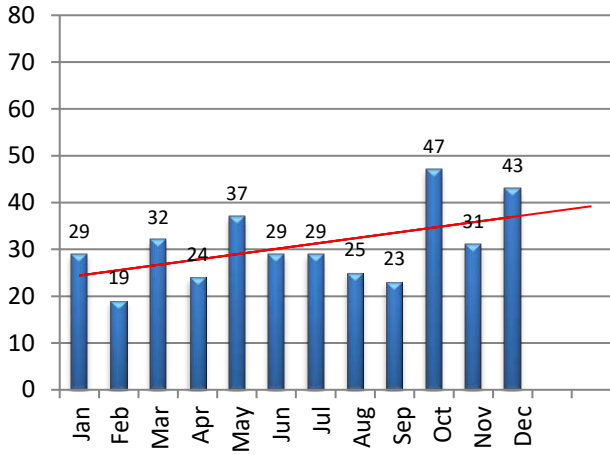
**Parking Tags Issued - 2022**



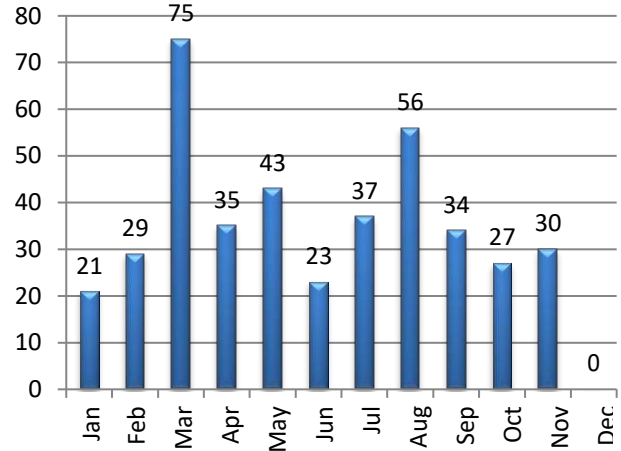
## CRIMINAL ARREST SUMMARY

<b>Criminal Arrests by Month</b>	Jan	Feb	Mar	Apr	May	Jun	Jul	Aug	Sep	Oct	Nov	Dec	YTD
<b>Larceny - 2021</b>	18	14	24	20	17	18	20	17	16	26	15	29	234
<b>2022</b>	16	21	43	20	34	19	24	25	25	15	19		261
<b>Vandalism - 2021</b>	4	1	1	2	4	5	5	0	2	3	1	4	32
<b>2022</b>	0	2	5	3	4	0	3	8	1	1	7		34
<b>MV Theft / Attempt - 2021</b>	0	1	0	0	2	0	0	0	0	4	1	2	10
<b>2022</b>	0	0	0	0	0	0	0	8	4	1	0		13
<b>Burglary / Attempt - 2021</b>	2	2	3	1	6	4	3	2	1	8	0	3	35
<b>2022</b>	1	3	18	7	3	0	2	9	0	2	2		47
<b>Assault - 2021</b>	5	1	4	1	8	2	1	5	4	6	9	2	48
<b>2022</b>	4	3	8	4	2	4	7	6	4	3	2		47
<b>Robbery - 2021</b>	0	0	0	0	0	0	0	1	0	0	5	3	9
<b>2022</b>	0	0	1	1	0	0	1	0	0	5	0		8
<b>2021</b>	29	19	32	24	37	29	29	25	23	47	31	43	368
<b>2022</b>	21	29	75	35	43	23	37	56	34	27	30	0	410

**Total Criminal Arrests - 2021**



**Total Criminal Arrests - 2022**



<b>Domestic Violence Arrests</b>	Jan	Feb	Mar	Apr	May	Jun	Jul	Aug	Sep	Oct	Nov	Dec	YTD
<b>2022</b>	5	11	8	6	3	7	10	3	6	8	4		71

# Parking Report

November 2022 FPD



Prepared 12/01/2022 by Suzanne Kuroghlian, Parking Account Clerk/Administrator

# Findings

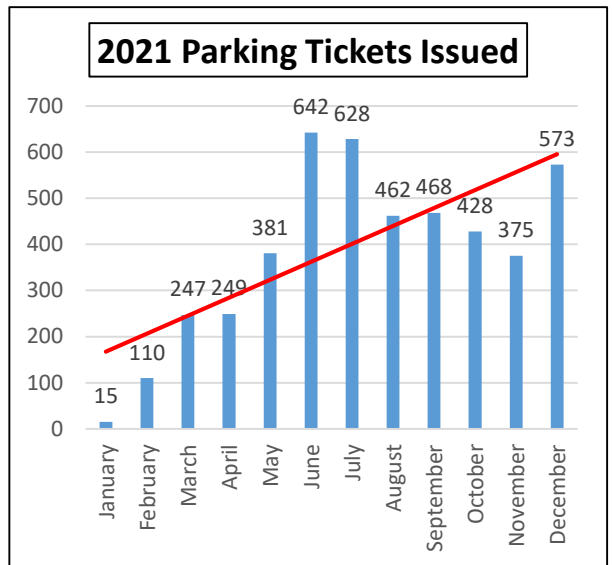
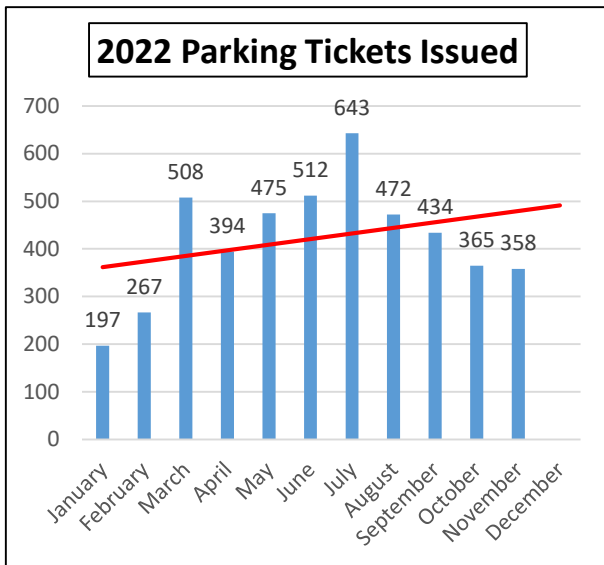
11/01/2022 – 11/30/2022

- **358** Parking Citations Issued
- **\$12,064.78** Funds Collected



# PARKING TICKET SUMMARY

Total Issued	Jan	Feb	Mar	Apr	May	Jun	Jul	Aug	Sep	Oct	Nov	Dec
2021	15	110	247	249	381	642	628	462	468	428	375	573
2022	197	267	508	394	475	512	643	472	434	365	358	



# 2022 Parking Financials

<u>FINANCIALS</u>	<u>FUNDS COLLECTED</u>
January	\$7,671.28
February	\$6,663.19
March	\$12,973.91
April	\$14,466.57
May	\$15,596.37
June	\$20,072.50
July	\$24,758.20
August	\$21,731.50
September	\$19,793.30
October	\$13,937.64
November	\$12,064.78
<u>December</u>	
<b>TOTAL</b>	<b>\$169,729.24</b>

## Incident Statistics Report

11/01/2022 00:01 Thru 11/30/2022 23:59

Call Type Description	Total for Period
911 HANG UP	18
ABANDONED MOTOR VEHICLE	2
ALARM EXCUSED	4
ALARM FALSE	156
ANIMAL COMPLAINT	67
ANIMAL RESCUE	1
ANY SITUATION	15
ASSAULT	1
ASSISTANCE	181
AUTOMATIC ALARM COMMERCIAL	60
AUTOMATIC ALARM RESIDENTIAL	65
BANK ESCORT	17
BREACH OF PEACE	52
BRUSH FIRE	2
BURGLARY - RESIDENCE	4
BURGLARY - COMMERCIAL	1
BURGLARY - GARAGE	1
BURNING COMPLAINT	5
BUSINESS/LOCATION CHECK	1185
CANCELLED ALARM	25
CAR FIRE	3
CO ALARM (CODE 2)	14
CO ALARM WITH MEDICAL CONDITIONS	2
COMMUNITY EVENT	74
DEAD ANIMAL ON ROADWAY	1
DEAD ON ARRIVAL	1
DOOR UNLOCKED	4
ELEVATOR RESCUE	2
EMERGENCY MEDICAL CALL	370
EMERGENCY MEDICAL CALL (CODE 2)	124
EMS	7
FIREWORKS COMPLAINT	4
FLOODING CONDITION	2
FUNERAL ESCORT	15
HARASSMENT	20
HOUSEHOLD APPLIANCE	1
INFORMATION	5
INSIDE LEAK (GAS)	7
INSIDE ODOR, MISCELLANEOUS ELECTRICAL	4
INTOXICATED SUBJECT	3
INVESTIGATION	184
INVESTIGATION- SENIOR CITIZEN	1

## Incident Statistics Report

11/01/2022 00:01 Thru 11/30/2022 23:59

Call Type Description	Total for Period
INVESTIGATION-ARREST	2
INVESTIGATION-CREDIT CARD FRAUD	2
INVESTIGATION-FINANCIAL CRIME	4
INVESTIGATION-INTERNET CRIME	1
INVESTIGATION-WARRANT ARREST	15
LARCENY-EMPLOYEE THEFT	1
LARCENY-IDENTITY THEFT	1
LARCENY/THEFT	16
M.V. ACCIDENT	202
M.V. ACCIDENT WITH INJURIES	1
MEDICAL ALARM	1
MENTAL PATIENT	7
MISSING PERSON	1
MUTUAL AID - FIRE	5
NOISE COMPLAINT	25
OUTDOOR MISCELLANEOUS FIRE	2
OUTSIDE LEAK / SPILL	2
PACOS ASSIGNMENT	55
PARKING VIOLATION	32
PISTOL PERMIT APPLICATION	15
PUBLIC SERVICE CALL	40
RECKLESS DRIVER	30
RECOVERED PROPERTY	12
RESIDENTIAL LOCK OUT	5
ROAD HAZARD	18
SEX VIOLATION	1
SHOPLIFTER	25
STOLEN VEHICLE	8
STRUCTURE FIRE	7
SUICIDE THREAT	3
SUSPICIOUS PERSON	23
SUSPICIOUS VEHICLE	18
TEST	2
THEFT FROM MOTOR VEHICLE	24
TRAFFIC CONTROL MALFUNCTION	5
TRAFFIC STOP	32
TRAFFIC STOP - ARREST	191
TRAFFIC STOP - NO ACTION	11
TRAFFIC STOP - VERBAL	376
TRAFFIC STOP - WRITTEN WARNING	8
TRESPASSER	10
TRUCK FIRE	2

Incident Statistics Report

11/01/2022 00:01 Thru 11/30/2022 23:59

Call Type Description	Total for Period
VANDALISM MISCELLANEOUS	2
VANDALISM TO STRUCTURE	3
VEHICLE ACCIDENT WITH INJURIES	23
VEHICLE LOCK IN	2
VEHICLE LOCK OUT	13
WIRES DOWN	6
<b>Total:</b>	<b>4000</b>